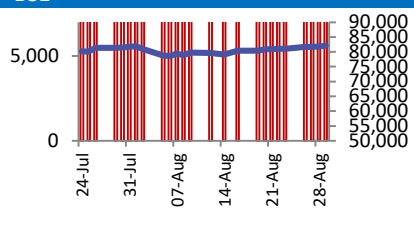
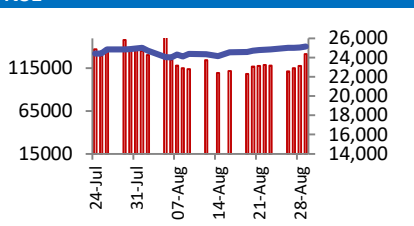


BSE		NSE																													
	<table border="1"> <tr><td>Open</td><td>81823</td></tr> <tr><td>High</td><td>82286</td></tr> <tr><td>Low</td><td>81683</td></tr> <tr><td>Close</td><td>82135</td></tr> <tr><td>Change</td><td>349</td></tr> <tr><td>Volume (Lacs)</td><td>7770</td></tr> <tr><td>Turnover (Rs.inCr)</td><td>20668</td></tr> </table>	Open	81823	High	82286	Low	81683	Close	82135	Change	349	Volume (Lacs)	7770	Turnover (Rs.inCr)	20668		<table border="1"> <tr><td>Open</td><td>25035</td></tr> <tr><td>High</td><td>25193</td></tr> <tr><td>Low</td><td>24999</td></tr> <tr><td>Close</td><td>25152</td></tr> <tr><td>Change</td><td>100</td></tr> <tr><td>Volume(Lacs)</td><td>46084</td></tr> <tr><td>Turnover(Rs.in Cr)</td><td>131402</td></tr> </table>	Open	25035	High	25193	Low	24999	Close	25152	Change	100	Volume(Lacs)	46084	Turnover(Rs.in Cr)	131402
Open	81823																														
High	82286																														
Low	81683																														
Close	82135																														
Change	349																														
Volume (Lacs)	7770																														
Turnover (Rs.inCr)	20668																														
Open	25035																														
High	25193																														
Low	24999																														
Close	25152																														
Change	100																														
Volume(Lacs)	46084																														
Turnover(Rs.in Cr)	131402																														

World Markets	Current	Previous	Pt. Chg	Var(%)
Dow	41335	41091	244	0.6%
Dow Futures	41467	41439	28	0.1%
Nasdaq	17516	17556	(40)	-0.2%
FTSE	8380	8344	36	0.4%
Nikkei	38585	38363	223	0.6%
Hang Seng	17999	17786	213	1.2%
Gift Nifty	25152	25006	146	0.6%
Straits Singapore	3422	3404	18	0.5%
South Korea	2679	2662	17	0.6%
Taiwan	22265	22202	63	0.3%
Shanghai	2838	2823	15	0.5%

Commodity Prices	Current	Previous	Pt. Chg	Var(%)
Copper (\$/MT)	9244	9261	(16.5)	-0.2%
Alumin (\$/MT)	2458	2496	(38.5)	-1.5%
Zinc (\$/MT)	2878	2881	(3.0)	-0.1%
Brent Crude (\$/bbl)	80.1	79.9	0.2	0.2%
Gold (\$/Ounce)	2517	2521	(4.7)	-0.2%
Silver (\$/Ounce)	29.4	29.4	0.0	0.1%
Light Crude (\$/bbl)	76.0	75.9	0.1	0.1%
N G (\$/mmbtu)	2.1	2.1	0.0	0.1%
Sugar (\$/MT)	557.2	544.7	12.5	2.3%
Rubber (Rs./kg)	237.0	236.0	1.0	0.4%
Baltic Dry Index	1827	1755	72.0	4.1%

Currency Exchange Rate	Current	Previous	Var(%)
Rs./\$ rate	83.87	83.96	-0.11%
Rs./ Euro	93.06	93.50	-0.47%
Rs./Chinese Yuan	11.82	11.82	0.02%
Yen /\$ rate	144.76	144.99	-0.16%
\$ US/Euro	1.11	1.11	-0.05%

Dollar Index	Current	Previous	Var(%)
Dollar Index	105.26	105.28	-0.02%

Support/ Resistance Levels for Today		
	Nifty	Bank Nifty Fut
Support 1	25070	51300
Support 2	25000	51000
Resistance	25240	51670

Securities in Ban For Trade
Nil

Market Review

US: The Dow notched a record high close on Thursday in mixed trading following robust U.S. economic data, while artificial intelligence chipmaker Nvidia dropped after its largely in-line forecast failed to impress investors.

Asia: Asian stocks advanced as upbeat US growth data suggested the Federal Reserve is engineering a so-called soft landing for the economy.

India: India's benchmark stock indices ended at a fresh record high on Thursday, with the NSE Nifty 50 posting the best winning streak in nearly 17 years, tracking gains in Reliance Industries Ltd. and Tata Motors Ltd. **Market is expected to open on a flattish note and likely to witness range bound move during the day.**

Global economy: Core consumer prices in Japan's capital rose 2.4% in August from a year earlier, accelerating for the fourth straight month and keeping alive market expectations of further interest rate hikes in coming months. The stubbornly high inflation could back the case for the central bank to continue its monetary policy tightening campaign. The increase in the core consumer price index, which excludes volatile fresh food costs, was faster than a median market forecast of 2.2% and the 2.2% gain in July. A separate index that strips away the effects of both fresh food and fuel costs, closely watched by the BOJ as a broader price trend indicator, rose 1.6% in August from a year earlier after a 1.5% rise in June.

The Bank of Israel is unlikely to lower short-term interest rates at its remaining two 2024 policy meetings given rising price pressures and persisting geopolitical risk, deputy governor Andrew Abir said on Wednesday. The central bank earlier held its benchmark interest rate at 4.5% for a fifth-straight decision, citing worries over inflation that has risen to a 3.2% rate while the Gaza war rages on with fears of an expansion to a regional conflict. The bank had eased 25 basis points in January but has held rates steady since.

Commodities: Oil prices were steady in early trading on Friday as investors weighed supply concerns in the Middle East against signs of weakened demand.

Gold prices were little changed on Friday, but were poised for a monthly gain on prospects of a U.S. interest rate cut in September, while traders awaited key U.S. inflation data for further insights.

Currency: The dollar traded near a one-week high versus major peers on Friday, on track to snap a five-week losing run, after robust economic data pared bets for aggressive Federal Reserve interest rate cuts.

FII Derivative Transactions (Rs. Cr)

Contracts	Purchase		Sell		Net	Open Interest (OI)		OI (Previous day)		Change	
	Contract	Value	Contract	Value		Contract	Value	Contract	Value	Contract	Value
Index Future	186764	11959	133949	8613	3346	537750	35571	582496	38236	(44746)	(2665)
Index Option	62053564	3972721	60109934	3851545	121176	3984085	268813	6144232	397733	(2160147)	(128920)
Stock Future	810382	64765	791496	63742	1023	4119730	326986	4262104	337286	(142374)	(10300)
Stock Option	202269	16288	238206	19551	(3263)	119996	9531	813822	65472	(693826)	(55941)
Total	63252979	4065733	61273585	3943451	122282	8761561	640901	11802654	838727	(3041093)	(197826)

FII All Activity-BBG (Rs Cr)	Buy	Sell	Net
22-Aug-24	19040	17188	1852
23-Aug-24	17959	14077	3882
26-Aug-24	13230	12260	969
27-Aug-24	16865	12070	4795
28-Aug-24	14905	15453	(548)
Month to date- Aug	310276	314628	(4353)
FII (Prov.) (Rs Cr)	Buy	Sell	Net
23-Aug-24	16776	14831	1944
26-Aug-24	12749	12266	483
27-Aug-24	15002	13498	1504
28-Aug-24	13536	14883	(1348)
29-Aug-24	27036	23777	3260
Month to date-Aug	313261	339948	(26687)
DII (Prov.) (Rs. Cr)	Buy	Sell	Net
23-Aug-24	13341	10445	2896
26-Aug-24	13045	11175	1870
27-Aug-24	12160	12764	(604)
28-Aug-24	12747	12307	439
29-Aug-24	19919	17228	2691
Month to date-Aug	284571	233094	51477
FII Debt - BBG (Rs. Cr)	Buy	Sell	Net
22-Aug-24	760	2626	(1866)
23-Aug-24	2239	722	1517
26-Aug-24	2488	441	2047
27-Aug-24	1719	1013	706
28-Aug-24	3318	1237	2081
Month to date- Aug	32945	16935	16010

Market Breadth	BSE		NSE	
	No.	%	No.	%
Advance	1347	33%	869	32%
Decline	2602	64%	1821	66%
Unchanged	98	2%	63	2%

Market Turnover	29-Aug	28-Aug	Var (%)
BSE Cash	20668	7850	163%
NSE Cash	131402	117801	12%
NSE Futures	391594	350162	12%
NSE Options	54048775	55139778	-2%
Total (Rs.Cr)	54592438	55615591	-2%

Volatility Index	29-Aug	28-Aug
Volatility Index	13.79	13.95

Index PE - TTM	29-Aug	Yr. High	Yr. Low
Sensex	24.1	26.0	21.8
Nifty	23.4	28.8	20.3

Corporate News

Infosys, Nvidia expand partnership to develop GenAI-powered solutions for telcos

Infosys on Thursday said it has expanded its partnership with American chipmaker Nvidia to develop GenAI-powered solutions for telecom operators. The IT major has developed three generative AI solutions powered by its AI-offering Topaz, which make use of Nvidia NIM inference microservices, Nvidia NeMo Retriever embedding models, and NeMo Guardrails to customise and deploy generative AI telco domain-specific large-language models."Leveraging Nvidia's full-stack accelerated computing and AI platform, Infosys Topaz is delivering a suite of domain-specific solutions that will help telcos accelerate and streamline their adoption of generative AI," Ronnie Vasishta, Senior Vice President of Telecom at Nvidia, said. (ET)

LC India To Set Up Lignite-Based Thermal Power Station In Rajasthan

The board of directors of NLC India Ltd. approved a proposal on Thursday to enter into a joint venture agreement with Rajasthan Rajya Vidyut Utpadan Nigam Ltd. for setting up a lignite-based thermal power station and developing the mines to meet the fuel requirement of the plant.the capacity of the plant would be up to 2,000 megawatts (ET)

Economy

Retail inflation rates for farm, rural workers ease in July

Retail inflation rates for farm and rural workers eased to 6.17 per cent and 6.20 per cent, respectively, in July. The retail inflation rates for farm and rural workers were 7.02 per cent and 7.04 per cent, respectively, in June this year. Intuitive Machines wins \$116.9 million NASA contract; shares jump in afterhours. (ET)

International

Nippon Steel, peers urge Tokyo to curb steel imports from China, executive says

Nippon Steel and other Japanese steelmakers are urging Tokyo to consider curbing cheap steel imports from China, the world's biggest steel producer, to protect the Japanese market, Nippon Steel Vice Chairman Takahiro Mori said in an interview. As Nippon Steel tries to close its acquisition of U.S. Steel, key to its global expansion, Mori, who is the lead negotiator for the deal, also said he gained support of Minnesota Governor Tim Walz for the takeover when they met in June, though he has not commented on the deal since becoming the Democratic vice presidential candidate. (Inv)

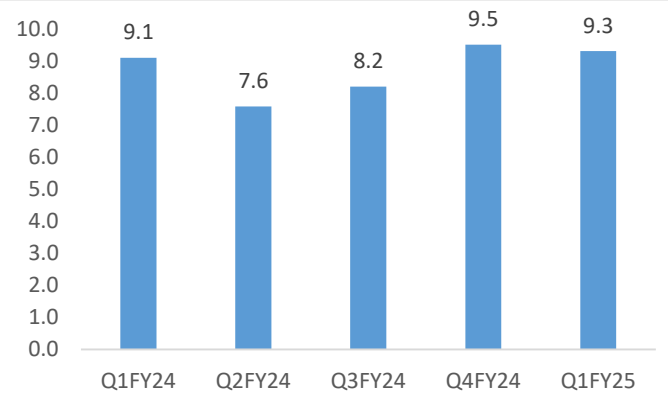
Top 5 Nifty Gainers	29-Aug	28-Aug	Var(%)
TATAMOTORS	1122	1075	4.4%
BAJAJFINSV	1756	1714	2.5%
BPCL	356	348	2.4%
BAJFINANCE	7064	6900	2.4%
BRITANNIA	5831	5703	2.2%
Top 5 Nifty Losers	29-Aug	28-Aug	Var(%)
GRASIM	2676	2716	-1.4%
M&M	2758	2798	-1.4%
JSWSTEEL	940	949	-1.0%
DRREDDY	6931	6999	-1.0%
KOTAKBANK	1777	1791	-0.8%

BSE Index Watch	Last	1 day	1 wk	1 mth	1 yr
SENSEX	82135	0.4%	1.3%	0.8%	26.2%
MIDCAP	48808	-0.3%	0.3%	1.2%	56.4%
SMLCAP	55602	-0.7%	0.0%	0.3%	50.9%
AUTO	58699	0.3%	1.4%	-2.0%	65.0%
BANKEK	58215	0.0%	0.2%	-0.9%	17.1%
Capital Goods	72789	-0.9%	-0.5%	-3.6%	61.7%
FMCG	23006	0.6%	-0.4%	2.6%	23.7%
Health Care	42576	-0.4%	1.2%	6.0%	52.8%
IT	43295	0.2%	2.6%	3.8%	37.6%
METAL	32387	-0.4%	0.7%	-0.1%	48.9%
Oil & Gas	32850	0.9%	1.3%	1.2%	75.7%
Power	8186	-0.7%	-0.8%	-1.6%	87.1%
Realty	8082	-0.1%	-0.9%	-5.8%	82.1%

NSE USD Futures	29-Aug	28-Aug	Var (%)
August Expiry (Rs./\$)	83.79	83.97	-0.2%
Sept Expiry (Rs./\$)	83.86	83.79	0.1%
Total Turnover (Rs. Crore)	1563	5663	-72%

Sectors	TTM PE
Auto	33.11
Auto Ancillary	53.42
Banking	14.76
Engineering	43.82
Cement	79.59
Diamonds & Jewellery	54.53
Housing Finance	24.6
Infrastructure & Const	35.6
Metals-Aluminium	40.12
Metal – Steel	19.49
Oil Expl.	14.15
Pharma	12.67
Power – Gen. Supp.	45.04
Information Tech.	27.24
Sugar	23.77
Telecom Serv. Prov.	81.32
Tyres	27.65

Ambuja Cements Ltd. quarterly sales volume (in MT)
(Source: Company Data)



10 year G-Sec Yield	Current	Previous	Change
US	3.86%	3.86%	0 bps
Japan	0.91%	0.90%	1 bps
India	6.86%	6.86%	0 bps
UK	4.02%	4.00%	2 bps
Libor 3 Mths	5.32%	5.32%	(0) bps

Indian Eco Data	Current	Previous	Var(%)
Forex Reserve (US\$ in bn)	654	652	0.3%
Inflation - WPI	2.04%	3.36%	(132) bps
Inflation - CPI	3.54%	5.08%	(154) bps

India GDP	Q4FY24	Q3FY24	Var(%)
Growth	7.76%	8.57%	(81) bps

Monetary Policy	Current	Previous	Change
Repo Rate	6.50%	6.50%	0 bps
Reverse Repo Rate	3.35%	3.35%	0 bps
CRR	4.50%	4.50%	0 bps
O/S Banking System Liquidity (Rs bn)	883	1090	(206.8)

IIP Growth %	Jun-24	Jun-23	Apr-Feb
IIP	4.2	4.0	5.6
Mining	10.3	7.6	7.6
Manufacturing	2.6	3.5	4.4
Electricity	8.6	4.2	9.2

ADR Price Movement

Company	Price (US\$)	Volume	Previous Day Price	Volume	Variance (%)	No. of Share Per ADR	ADR Price (Rs.)	BSE Price	Variance (%)
Infosys Tech	23.20	5756181	23.00	7492274	0.87%	1	1945.75	1933.35	0.6%
Wipro	6.44	1655201	6.36	2777657	1.26%	1	540.11	538.70	0.3%
Dr.Reddy's	82.27	96366	83.22	126486	-1.14%	1	6899.88	6931.15	-0.5%
ICICI Bank	29.12	2901429	28.89	2742205	0.80%	2	1221.13	1221.90	-0.1%
HDFC Bank	61.00	1080298	60.85	1234237	0.25%	3	1705.33	1638.55	4.1%

GDR's (US\$)

	Prices	Prev. Close	Change	Var %
L&T	44.20	44.10	0.1	0.2%
RIL	74.30	72.20	2.1	2.9%
SBI	98.10	97.00	1.1	1.1%

US Economy Data	Current	Previous
Inflation (%) (YoY)	2.90%	3.00%
Unemployment (%)	4.30%	4.10%

Interest Rate (%)	Current	Previous
Fed Rate	5.50%	5.50%

US GDP	Q2CY24	Q1CY24
Growth (QoQ Annualized)	3.00%	1.40%

China Economy Data	Current	Previous
GDP	4.70%	5.30%
Inflation – CPI (%)	0.50%	0.20%

Economic Calendar

	Date
Indian GDP Data	30 Aug
Indian Inflation Data CPI	12 Sep
Indian Inflation Data WPI	16 Sep
Indian Monetary Policy	09 Oct
India's Industrial Production (IIP)	12 Sep
US Inflation Data	11 Sep
US GDP	To be Announced
US Unemployment Data	16 Sep
US Fed Rate	18 Sep
China GDP	18 Oct
China Inflation Data	9 Sep

Event Update

Name	Date	Purpose
Birla Precision Technologies Ltd.	30-08-2024	Rs.0.05 per share(2.5%)Final Dividend
Bombay Metrics Supply Chain Ltd.	30-08-2024	Dividend
Career Point Ltd.	30-08-2024	Rs.1.00 per share(10%)Interim Dividend
Focus Lighting & Fixtures Ltd.	30-08-2024	Dividend
Ganesh Housing Corporation Ltd.	30-08-2024	Rs.11.00 per share(110%)Final Dividend
India Tourism Development Corporation Ltd.	30-08-2024	Rs.2.52 per share(25.2%)Final Dividend
Indian Toners & Developers Ltd.	30-08-2024	Buy Back of Shares
Jasch Gauging Technologies Ltd.	30-08-2024	Rs.2.50 per share(25%)Dividend
Jindal Stainless Ltd.	30-08-2024	Rs.2.00 per share(100%)Final Dividend
JTL Industries Ltd	30-08-2024	Rs.0.25 per share(12.5%)Final Dividend
Kama Holdings Ltd.	30-08-2024	Interim Dividend
Marshall Machines Ltd.	30-08-2024	Annual General Meeting
MOIL Ltd.	30-08-2024	Rs.2.55 per share(25.4999%)Final Dividend
NCC Ltd.	30-08-2024	Rs.2.20 per share(110%)Dividend
Oil India Ltd.	30-08-2024	Rs.2.50 per share(25%)Final Dividend (Post Bonus)
Pocl Enterprises Ltd.	30-08-2024	Rs.2.50 per share(25%)Final Dividend
Power Finance Corporation Ltd.	30-08-2024	Rs.3.25 per share(32.5%)Interim Dividend
Prevest Denpro Ltd.	30-08-2024	Rs.1.00 per share(10%)Final Dividend
Pritika Engineering Components Ltd.	30-08-2024	AGM
Quick Heal Technologies Ltd.	30-08-2024	Rs.3.00 per share(30%)Final Dividend
Royal Orchid Hotels Ltd.	30-08-2024	Rs.2.50 per share(25%)Final Dividend
Salzer Electronics Ltd.	30-08-2024	Rs.2.50 per share(25%)Dividend
Sarda Energy & Minerals Ltd.	30-08-2024	Rs.1.00 per share(100%)Final Dividend
Shankar Lal Rampal Dye-Chem Ltd.	30-08-2024	Rs.0.05 per share(0.5%)Final Dividend

Bulk Deal As On 30/08/24

BSE

Security Code	Security Name	Client Name	Deal	Quantity	Price
539506	ADCON	SULAKASHANA TRIKHA	S	1000200	1
540135	ARCFIN	SKSE SECURITIES LIMITED CORP CM/TM PROP A/C	S	5224866	1.52
540135	ARCFIN	SKSE SECURITIES LIMITED CORP CM/TM PROP A/C	B	2479622	1.52
509449	BHAGWOX	F3 ADVISORS PRIVATE LIMITED	S	13508	76.97
509449	BHAGWOX	F3 ADVISORS PRIVATE LIMITED	B	13508	76.8
543209	BILLWIN	PIYUSHSANJAYKUMARHEDA	B	24000	56.9
530309	CHANDRAP	SANJANABEN SUKHABHAI KHANT	S	112165	26.92
530309	CHANDRAP	SANJANABEN SUKHABHAI KHANT	B	287	29.82
506365	CHEMOPH	MAHENDRABHAI GULABDAS PATEL	B	18766	84.95
506365	CHEMOPH	RAVAL NAMAN VIRENDRAKUMAR	S	18745	84.95
540080	DHATRE	ADITYA AGGARWAL	S	545062	12.9
531553	DRL	KALPESHKUMAR DINESHCHANDRA PATEL	S	40000	18.97
531553	DRL	SHAH SUMAN RAMESHKUMAR	S	50000	21.01
531553	DRL	SONALI KALPESHKUMAR PATEL	S	60000	19.13
521137	EUREKAI	MILLENNIUM STOCK BROKING PVT LTD	B	45088	4.67
530077	FRSHTRP	ASHOK JAIN	B	48571	141.57
540936	GGL	GAUTAM PRAVINCHANDRA SHETH	S	504178	8.9
540936	GGL	SANKET RAMESH FUKE	B	704000	8.89
540936	GGL	VIVID MERCANTILE LIMITED .	S	260000	8.9
543239	GMPL	MERU INVESTMENT FUND PCC-CELL 1	B	114800	179.97
543239	GMPL	SUNITA AGARWAL	S	112000	180
513309	GOLKONDA	BHARAT PUNASE	S	26732	14.17
524590	HEMORGANIC	MALVIKA JASHAVANTLAL PATEL	S	20000	12.95
539448	INDIGO	MORGAN STANLEY ASIA (SINGAPORE) PTE.	B	2854000	4714.9
539448	INDIGO	THE CHINKERPOO FAMILY TRUST	S	6750000	4715.76
539448	INDIGO	THE CHINKERPOO FAMILY TRUST	S	6750000	4714.95
539448	INDIGO	THE CHINKERPOO FAMILY TRUST	S	6750000	4715.89
500202	INDLEASE	PUNJAB NATIONAL BANK	S	75774	9.23
543951	INNOVATUS	LAKSHYARJAIN	B	30000	63.25
543951	INNOVATUS	MINIBOSS CONSULTANCY PRIVATE LIMITED	S	45000	63.3
505840	JAIPAN	KUMARPALPARASMALJAIN	B	40000	42.2
505840	JAIPAN	SHREYA GUPTA	S	30501	42.19
535730	KHOBSURAT	VISAGAR FINANCIAL SERVICES LIMITED	S	9060003	1.07
544221	KIZI	BONANZA PORTFOLIO LIMITED	S	66000	37.32
544221	KIZI	DEEPAK BAWEJA	S	42000	37.93
544221	KIZI	DEEPAK BAWEJA	B	42000	37.23
544221	KIZI	S S SEEMA	B	48000	36.49
544221	KIZI	SOHAM FINCARE INDIA LLP	S	66000	37.95
544221	KIZI	SOHAM FINCARE INDIA LLP	B	66000	37.2
526409	KKALPANAIND	LIABLE TEXTILES PRIVATE LIMITED	S	660000	13.52
539814	LELAVOIR	RAVINDRA NAUPATLAL SAKLA	B	21000	243.54
533602	LESHAIND	KAUSHAL HITESHBHAI PARIKH	S	3169484	2.73
533602	LESHAIND	KAUSHAL HITESHBHAI PARIKH	B	3000054	2.73
533602	LESHAIND	MULTIPLIER SHARE & STOCK ADVISORS PRIVATE LIMITED	S	1900000	2.73
514060	MARKOBENZ	KAUSHAL HITESHBHAI PARIKH	S	142112	24.3
514060	MARKOBENZ	MANUBHAI AMRUTLAL SHAH	B	150000	24.3
531832	NAGTECH	PARESH DHIRAJLAL SHAH	S	50000	38.37
531832	NAGTECH	PARESH DHIRAJLAL SHAH	B	30000	38.38
531832	NAGTECH	PROGNOSIS SECURITIES PVT. LTD.	S	57000	38.38
531832	NAGTECH	VIVEK KANDA	B	50000	38.37

543578	OLATECH	JAYASHREE AGRAWAT	S	22200	239.5
531395	PADAMCO	NIRAJ RAJNIKANT SHAH	B	160000	73.41
531395	PADAMCO	RAHUL ANANTRAI MEHTA	S	26100	73.41
531395	PADAMCO	REKHA GUPTA .	S	210000	73.41
543390	POLICYBZR	ADVANCED SERIES TRUST AST PRUDENTIAL GROWTH ALLOCATION F	B	8800	1719.75
543390	POLICYBZR	AXIS MUTUAL FUND	B	91935	1719.75
543390	POLICYBZR	AXIS MUTUAL FUND	B	45968	1719.75
543390	POLICYBZR	AXIS MUTUAL FUND	B	119516	1719.75
543390	POLICYBZR	AXIS MUTUAL FUND	B	128710	1719.75
543390	POLICYBZR	AXIS MUTUAL FUND	B	91936	1719.75
543390	POLICYBZR	AXIS MUTUAL FUND	B	91935	1719.75
543390	POLICYBZR	CANARA ROBECO MUTUAL FUND	B	59000	1719.75
543390	POLICYBZR	COPTHALL MAURITIUS INVESTMENT LIMITED ODI ACCOUNT	B	270000	1719.75
543390	POLICYBZR	EMPLOYEES PROVIDENT FUND	B	173271	1719.75
543390	POLICYBZR	EUROPACIFIC GROWTH FUND	B	2500000	1719.75
543390	POLICYBZR	EUROPACIFIC GROWTH FUND	B	2500000	1719.75
543390	POLICYBZR	GHISALLO MASTER FUND LP	B	200000	1719.75
543390	POLICYBZR	GOLDMAN SACHS (SINGAPORE) PTE.- ODI	B	1214000	1719.75
543390	POLICYBZR	HDFC STANDARD LIFE INSURANCE CO LTD	B	260000	1719.75
543390	POLICYBZR	ICICI PRUDENTIAL LIFE INSURANCE COMPANY LIMITED	B	150000	1719.75
543390	POLICYBZR	MARSHALL WACE INVESTMENT STRATEGIES EUREKA FUND	B	285901	1719.75
543390	POLICYBZR	MARSHALL WACE INVESTMENT STRATEGIES MARKET NEUTRAL TOPS FUND	B	320213	1719.75
543390	POLICYBZR	MARSHALL WACE INVESTMENT STRATEGIES TOPS EMERGING MARKETS ALPHA FUND	B	12610	1719.75
543390	POLICYBZR	MARSHALL WACE INVESTMENT STRATEGIES TOPS FUND	B	23541	1719.75
543390	POLICYBZR	MIRAE ASSET MUTUAL FUND	B	80000	1719.75
543390	POLICYBZR	MIRAE ASSET MUTUAL FUND	B	112000	1719.75
543390	POLICYBZR	MIRAE ASSET MUTUAL FUND	B	48000	1719.75
543390	POLICYBZR	MWIS - TOPS EMERGING MARKETS ABSOLUTE RETURN FUND	B	39583	1719.75
543390	POLICYBZR	MWIS - WORLD TOPS ENVIRONMENTAL FOCUS LONG FUND	B	3152	1719.75
543390	POLICYBZR	PGIM FUNDS PLC-PGIM JENNISON EMERGING MARKETS EQUITY FUND	B	24266	1719.75
543390	POLICYBZR	PRU WORLD FD, INC. PGIM JENNISON EMERGING MARKETS EQUITY OPPORTUNITIES FUND	B	216934	1719.75
543390	POLICYBZR	SBI MUTUAL FUND	B	1177846	1719.75
543390	POLICYBZR	SBI MUTUAL FUND	B	581396	1719.75
543390	POLICYBZR	SBI MUTUAL FUND	B	792758	1719.75
543390	POLICYBZR	SOCIETE GENERALE ODI	B	210000	1719.75
543390	POLICYBZR	TENCENT CLOUD EUROPE BV	S	9700000	1719.75
543390	POLICYBZR	TENCENT CLOUD EUROPE BV	S	59000	1719.75
543390	POLICYBZR	TENCENT CLOUD EUROPE BV	S	70000	1719.75
543390	POLICYBZR	TENCENT CLOUD EUROPE BV	S	150000	1719.75
543390	POLICYBZR	TENCENT CLOUD EUROPE BV	S	200000	1719.75
543390	POLICYBZR	TENCENT CLOUD EUROPE BV	S	210000	1719.75
543390	POLICYBZR	TENCENT CLOUD EUROPE BV	S	240000	1719.75
543390	POLICYBZR	TENCENT CLOUD EUROPE BV	S	250000	1719.75
543390	POLICYBZR	TENCENT CLOUD EUROPE BV	S	260000	1719.75
543390	POLICYBZR	TENCENT CLOUD EUROPE BV	S	270000	1719.75
543390	POLICYBZR	TENCENT CLOUD EUROPE BV	S	470000	1719.75
543390	POLICYBZR	TENCENT CLOUD EUROPE BV	S	570000	1719.75
543390	POLICYBZR	TENCENT CLOUD EUROPE BV	S	685000	1719.75
543390	POLICYBZR	TENCENT CLOUD EUROPE BV	S	1214000	1719.75
543390	POLICYBZR	TENCENT CLOUD EUROPE BV	S	2500000	1719.75
543390	POLICYBZR	TENCENT CLOUD EUROPE BV	S	2552000	1719.75

543390	POLICYBZR	TNTBC AS THE TRUSTEE OF NOMURA INDIA STOCK MOTHER FUND	B	296729	1719.75
543390	POLICYBZR	VERITION MULTISTRATEGY MASTER FUND LTD	B	70000	1719.75
530095	PRADHIN	NOBLE POLYMERS LIMITED NOBLE	S	18728	60.8
530095	PRADHIN	SHUBHAM ASHOKBHAI PATEL	S	36784	60.8
530095	PRADHIN	SHUBHAM ASHOKBHAI PATEL	B	36784	60.8
530095	PRADHIN	TUSHAR SHASHIKANT SHAH	S	27186	60.8
511557	PROFINC	VIGNESHWARAN	S	1140000	1.4
541601	RAJNISH	ABHINAV COMMOALES	S	5540402	4.73
544236	RAL	NIKUNJ STOCK BROKERS LIMITED	S	14400	116.83
544236	RAL	PLUTUS CAPITAL MANAGEMENT LLP	B	40800	122.62
544236	RAL	STOCK VERTEX VENTURES	B	24000	117
512097	SAICOM	SURENDERSINGH	S	1375000	0.53
531893	SAWABUSI	MANOJBHAI JAGDISHBHAI PATEL	B	4069282	0.67
540147	SHASHIJIT	AMRISH KIRTILAL SHAH	S	379131	4.37
540147	SHASHIJIT	MULTIPLIER SHARE & STOCK ADVISORS PRIVATE LIMITED	S	500000	4.35
540147	SHASHIJIT	SETU SECURITIES PVT. LTD.	S	395648	4.45
540072	SHIVAEXPO	PARITOSHBHAI PRAVINCHANDRA MODI	B	100000	14.99
531398	SOURCENTRL	GUTTIKONDA RAJASEKHAR	B	40429	220
539217	SRESTHA	SYLPH TECHNOLOGIES LIMITED	S	9148169	1.93
539217	SRESTHA	SYLPH TECHNOLOGIES LIMITED	B	192373	1.96
540492	STARLENT	DHRUV GANJI	B	472995	108.02
540492	STARLENT	DHRUV GANJI	S	469975	107.41
540492	STARLENT	KATYAYANI TRADELINK PRIVATE LIMITED	B	526818	107.99
513575	STERPOW	MULTIPLIER SHARE & STOCK ADVISORS PRIVATE LIMITED	B	32903	67.42
513575	STERPOW	SAURABHTRIPATHI	S	44580	66.36
543745	SVS	BHAVNA GUPTA	B	114000	17.51
543745	SVS	MILAN JAYVANTLAL MITHANI(HUF)	S	174000	17.51
542803	VEL	MANSI SHARE & STOCK ADVISORS PRIVATE LIMITED	S	138770	7.85
542803	VEL	MANSI SHARE & STOCK ADVISORS PRIVATE LIMITED	B	1	8
539331	VETO	SKYVEIL TRADE SOLUTIONS LLP	S	141401	187.21
539331	VETO	SKYVEIL TRADE SOLUTIONS LLP	B	147989	186.48
514378	YARNSYN	SURESH RAJAN	S	21500	56.73

NSE

Security Code	Security Name	Client Name	Deal	Quantity	Price
AMBER	Amber Enterprises (I) Ltd	SMALL CAP WORLD FUND INC	BUY	185980	4522.45
TGBHOTELS	Bhagwati Banquets And Hot	SANJAY CHIMANLAL AGRAWAL	SELL	154000	16.87
BRACEPORT	Brace Port Logistics Ltd	EPITOME TRADING AND INVESTMENTS	BUY	240000	184.65
BRACEPORT	Brace Port Logistics Ltd	SELVAMURTHY AKILANDESWARI	BUY	73600	181.76
BRACEPORT	Brace Port Logistics Ltd	STATSOL RESEARCH LLP	SELL	291200	184.65
BRACEPORT	Brace Port Logistics Ltd	SUDH INVESTMENTS PVT. LTD	SELL	144000	184.65
BRACEPORT	Brace Port Logistics Ltd	WEALTHGROW INVESTMENT	SELL	110400	184.65
DUGLOBAL	DUDIGITAL GLOBAL LIMITED	AVIATOR GLOBAL INVESTMENT FUND	SELL	982500	74.35
DUGLOBAL	DUDIGITAL GLOBAL LIMITED	CONNECOR INVESTMENT ENTERPRISE LIMITED .	SELL	597500	75.65
DUGLOBAL	DUDIGITAL GLOBAL LIMITED	LEGENDS GLOBAL OPPORTUNITIES (SINGAPORE) PTE. LTD.	BUY	1580000	74.84
EMIL	Electronics Mart Ind Ltd	MOTILAL OSWAL MUTUAL FUND	SELL	7399990	217.04
EMIL	Electronics Mart Ind Ltd	SBI MUTUAL FUND	BUY	5745298	217
GATECH	GACM Technologies Limited	MAKVANA MITESH	SELL	3500000	1.45
GSTL	Globesecure Techno Ltd	VARUN KRISHNAVATAR KABRA	SELL	89000	50.8
GRETEX	Gretex Industries Ltd.	GAGANBASE VINCOM PRIVATE LTD	BUY	33000	140.09
GRETEX	Gretex Industries Ltd.	NAVIN KUMAR GUPTA	SELL	45000	139.13
GRETEX	Gretex Industries Ltd.	SANJAY AGRAWAL	BUY	30000	138.2
GRETEX	Gretex Industries Ltd.	VEDANT COMMDEAL PRIVATE LIMITED	SELL	42000	138.52
HILTON	Hilton Metal Forging Limi	NEXIA INTERNATIONAL PRIVATE LIMITED	SELL	225000	82
HRHNEXT	HRH Next Services Limited	AMIT RAMANLAL LODHA	BUY	48000	51.29

HRHNEXT	HRH Next Services Limited	MASATYA TECHNOLOGIES PRIVATE LIMITED	SELL	51000	49.95
HRHNEXT	HRH Next Services Limited	RAVI ASHOK KOTHARI	BUY	60000	50.92
HRHNEXT	HRH Next Services Limited	REVATI HOLDINGS PRIVATE LIMITED	SELL	63000	51.65
IDEALTECHO	Ideal Technoplast Ind Ltd	GREEN PEAKS ENTERPRISES LLP	BUY	28000	145.6
IDEALTECHO	Ideal Technoplast Ind Ltd	MULTIPLIER SHARE & STOCK ADVISORS PRIVATE LIMITED	BUY	80000	145.6
IDEALTECHO	Ideal Technoplast Ind Ltd	NAVEENKRISHNA BONDALAPATI	BUY	27000	145.6
IDEALTECHO	Ideal Technoplast Ind Ltd	PRADEEP VINZUDA	SELL	35000	145.6
IDEALTECHO	Ideal Technoplast Ind Ltd	SUNFLOWER BROKING PRIVATE LIMITED	SELL	67000	145.6
ISHAN	Ishan International Ltd	MANSI SHARE AND STOCK ADVISORS PVT LTD	BUY	1440000	3.6
JLHL	Jupiter Life Line Hosp L	BRINDHA RAGHAVAN	SELL	100000	1310
JLHL	Jupiter Life Line Hosp L	RAGHAVAN VADAPATRA SAYEE	SELL	100000	1310
JLHL	Jupiter Life Line Hosp L	THINK INDIA OPPORTUNITIES MASTER FUND LP	BUY	200000	1310
LYPSAGEMS	Lypsa Gems & Jewel Ltd	MULTIPLIER SHARE & STOCK ADVISORS PRIVATE LIMITED	BUY	160154	12.05
MIEL	Manglam Infra & Eng Ltd	ASHIKA GLOBAL SECURITIES PRVATE LIMITED	SELL	90000	71.01
MIEL	Manglam Infra & Eng Ltd	NORTH STAR OPPORTUNITIES FUND VCC-BULL VALUE INCORPORATED VCC SUB-FUND	SELL	132000	69.29
MIEL	Manglam Infra & Eng Ltd	SETU SECURITIES PVT LTD	SELL	128000	70
MOXSH	Moxsh Overseas Educon L	RAJESH MILAPCHAND JOGANI	BUY	12000	197.3
GREEN-RE1	Orient Green Power Co Ltd	DILIP KUMAR ASAWA	BUY	1320276	6.71
GREEN-RE1	Orient Green Power Co Ltd	KAMLESH BABALAL SHAH	BUY	1438906	6.62
SECURCRED	SecUR Credentials Limited	SHREYANS SHANTILAL SHAH	BUY	400000	5.98
SONUINFRA	Sonu Inftratech Limited	SAMBHAVNATH INVESTMENTS AND FINANCES PRIVATE LIMITED	SELL	45000	63
SONUINFRA	Sonu Inftratech Limited	V JOSHI IMPEX PRIVATE LIMITED	BUY	45000	63
SUNLITE	Sunlite Recycling Ind Ltd	MANSI SHARE AND STOCK ADVISORS PVT LTD	BUY	63600	178.79
TCNSBRANDS	TCNS Clothing Co. Limited	RAJASTHAN GLOBAL SECURITIES PVT LTD	SELL	326918	570.38
INDIACEM	The India Cements Limited	KOTAK MAHINDRA MUTUAL FUND	SELL	1574700	364.21
VAISHALI	Vaishali Pharma Limited	KRISHNA AWTAR KABRA	BUY	131000	193.59
VAISHALI	Vaishali Pharma Limited	NISHANT PITTI	BUY	100000	190
VAISHALI	Vaishali Pharma Limited	RENU PITTEE	BUY	100000	190
VASA	Vasa Retail & Oversea Ltd	ARJUN LEASING AND FINANCE PVT LTD .	BUY	32000	7.93
VERTEXPLUS	Vertexplus Technologies L	SAMBHAVNATH INVESTMENTS AND FINANCES PRIVATE LIMITED	SELL	54600	136
VERTEXPLUS	Vertexplus Technologies L	V JOSHI IMPEX PRIVATE LIMITED	BUY	54600	136
VINNY-RE	Vinny Overseas Ltd	HIRALAL JAGDISHCHAND PAREKH	SELL	8188419	0.69
VINNY-RE	Vinny Overseas Ltd	LATADEVI HIRALAL PAREKH	SELL	2853900	0.6
VINNY-RE	Vinny Overseas Ltd	MULTIPLIER SHARE & STOCK ADVISORS PRIVATE LIMITED	BUY	2000000	0.61
VINNY-RE	Vinny Overseas Ltd	PRADEEPKUMAR CHAMPALAL SHAH	SELL	1460000	0.63
VIPULLTD	Vipul Limited	MANSI SHARE AND STOCK ADVISORS PVT LTD	SELL	870084	36.45
WELSPUNLIV	Welspun Living Limited	ADITYA BIRLA SUN LIFE MUTUAL FUND	BUY	1929943	205.21
WELSPUNLIV	Welspun Living Limited	AUTHUM INVESTMENT & INFRASTRUCTURE LIMITED	BUY	5593052	205.21
WELSPUNLIV	Welspun Living Limited	AUTHUM INVESTMENT & INFRASTRUCTURE LIMITED	BUY	5593052	205.21
WELSPUNLIV	Welspun Living Limited	COPTHALL MAURITIUS INVESTMENT LIMITED	BUY	10912547	205.21
WELSPUNLIV	Welspun Living Limited	COPTHALL MAURITIUS INVESTMENT LIMITED	BUY	10912547	205.21
WELSPUNLIV	Welspun Living Limited	GHISALLO MASTER FUND LP	BUY	974706	205.21
WELSPUNLIV	Welspun Living Limited	INDUS INDIA FUND MAURITIUS LIMITED	BUY	511720	205.21
WELSPUNLIV	Welspun Living Limited	NORGES BANK ON ACCOUNT OF THE GOVERNMENT PENSION FUND GLOBAL	BUY	2046081	205.21
WELSPUNLIV	Welspun Living Limited	SAHASTRAA ADVISORS PRIVATE LIMITED	BUY	3500000	205.21
WELSPUNLIV	Welspun Living Limited	SBI LIFE INSURANCE COMPANY LTD	BUY	9747063	205.21
WELSPUNLIV	Welspun Living Limited	SBI LIFE INSURANCE COMPANY LTD	BUY	9747063	205.21
WELSPUNLIV	Welspun Living Limited	TARA EMERGING ASIA LIQUID FUND	BUY	516594	205.21
WELSPUNLIV	Welspun Living Limited	TRADE CORNER	BUY	850000	205.21
WELSPUNLIV	Welspun Living Limited	WELSPUN GROUP MASTER TRUST	SELL	38081706	205.21
WELSPUNLIV	Welspun Living Limited	WELSPUN GROUP MASTER TRUST	SELL	38081706	205.21
WELSPUNLIV	Welspun Living Limited	WINRO COMMERCIAL INDIA LIMITED	BUY	1500000	205.21

Disclosure:

Research Reports that are published by Nirmal Bang Securities Private Limited (hereinafter referred to as "NBSPL") are for private circulation only. NBSPL is a registered Research Analyst under SEBI (Research Analyst) Regulations, 2014 having Registration no. INH000001766. NBSPL is also a registered Stock Broker with National Stock Exchange of India Limited, BSE Limited, Metropolitan Stock Exchange of India Limited, Multi Commodity Exchange of India Limited and , National Commodity and Derivative Exchange Limited in Capital Market , Equity and Commodities derivatives segments and Currency Derivatives Segment .

NBSPL has other business divisions with independent research teams separated by Chinese walls, and therefore may, at times, have different or contrary views on stocks and markets.

NBSPL or its associates have not been debarred / suspended by SEBI or any other regulatory authority for accessing / dealing in securities Market since last 20 years. NBSPL, its associates or analyst or his relatives do not hold any financial interest (Except Investment) in the subject company. NBSPL or its associates or Analyst do not have any conflict or material conflict of interest at the time of publication of the research report with the subject company. NBSPL or its associates or Analyst or his relatives may or may not hold beneficial ownership of 1% or more in the subject company at the end of the month immediately preceding the date of publication of this research report.

NBSPL or its associates / analyst has not received any compensation / managed or co-managed public offering of securities of the company covered by Analyst during the past twelve months. NBSPL or its associates have not received any compensation or other benefits from the company covered by Analyst or third party in connection with the research report. Analyst has not served as an officer, director or employee of Subject Company. NBSPL / analyst has not been engaged in market making activity of the subject company.

Analyst Certification: The research analysts and authors of these reports, hereby certify that the views expressed in this research report accurately reflects my/our personal views about the subject securities, issuers, products, sectors or industries. It is also certified that no part of the compensation of the analyst(s) was, is, or will be directly or indirectly related to the inclusion of specific recommendations or views in this research. The analyst(s) principally responsible for the preparation of this research report and has taken reasonable care to achieve and maintain independence and objectivity in making any recommendations.

Disclaimer:

The Research Report is for the personal information of the authorized recipient and does not construe to be any investment, legal or taxation advice. NBSPL is not soliciting any action based upon it. Nothing in the research report shall be construed as a solicitation to buy or sell any security or product, or to engage in or refrain from engaging in any such transaction. In preparing the research report, we did not take into account the investment objectives, financial situation and particular needs of the reader.

The research report has been prepared for the general use of the clients of NBSPL and must not be copied, either in whole or in part, or distributed or redistributed to any other person in any form. If you are not the intended recipient you must not use or disclose the information in the research report in any way. Though disseminated to all the customers simultaneously, not all customers may receive the research report at the same time. NBSPL will not treat recipients as customers by virtue of their receiving the research report. The research report is not directed or intended for distribution to or use by any person or entity resident in a state, country or any jurisdiction, where such distribution, publication, availability or use would be contrary to law, regulation or which would subject NBSPL & its group companies to registration or licensing requirements within such jurisdictions.

The report is based on the information obtained from sources believed to be reliable, but we do not make any representation or warranty that it is accurate, complete or up-to-date and it should not be relied upon as such. We accept no obligation to correct or update the information or opinions in it. NBSPL or any of its affiliates or employees shall not be in any way responsible for any loss or damage that may arise to any person from any inadvertent error in the information contained in the research report. NBSPL or any of its affiliates or employees do not provide, at any time, any express or implied warranty of any kind, regarding any matter pertaining to this report, including without limitation the implied warranties of merchantability, fitness for a particular purpose, and non-infringement. The recipients of the research report should rely on their own investigations.

This information is subject to change without any prior notice. NBSPL reserves its absolute discretion and right to make or refrain from making modifications and alterations to this statement from time to time. Nevertheless, NBSPL is committed to providing independent and transparent recommendations to its clients, and would be happy to provide information in response to specific client queries.

Before making an investment decision on the basis of research report, the reader needs to consider, with or without the assistance of an adviser, whether the advice is appropriate in light of their particular investment needs, objectives and financial circumstances. There are risks involved in securities trading. The price of securities can and does fluctuate, and an individual security may even become valueless. International investors are reminded of the additional risks inherent in international investments, such as currency fluctuations and international stock market or economic conditions, which may adversely affect the value of the investment. Opinions expressed are subject to change without any notice. Neither the company nor the director or the employees of NBSPL accept any liability whatsoever for any direct, indirect, consequential or other loss arising from any use of the research report and/or further communication in relation to the research report. Here it may be noted that neither NBSPL, nor its directors, employees, agents or representatives shall be liable for any damages whether direct or indirect, incidental, special or consequential including lost revenue or lost profit that may arise from or in connection with the use of the information contained in the research report.

Copyright of this document vests exclusively with NBSPL.

Our reports are also available on our website

Registration granted by SEBI and certification from NISM in no way guarantee performance of NBSPL or provide any assurance of returns to investors.

Nirmal Bang Research (Division of Nirmal Bang Securities Pvt. Ltd.)

B-2, 301/302, Marathon Innova,
Opp. Peninsula Corporate Park
Off. Ganpatrao Kadam Marg
Lower Parel(W), Mumbai-400013
Board No. : 91 22 6723 8000/8001
Fax. : 022 6723 8010